

Thermoelectric module TMG-127-1.4-2.5

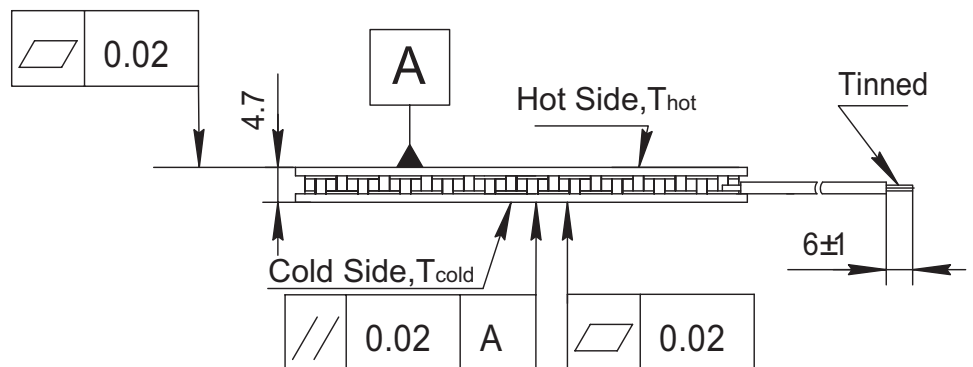


Performance Data

V_{OC}, V	6.6	$T_{hot}=+175^{\circ}C, T_{cold}=+50^{\circ}C$
V_{load}, V	3.3	
R_{load}, Ohm	4.7	
W_{load}, W	2.3	
R_{in}, Ohm	4.7	
Module AC resistance, Ohm	2.5	$25 \pm 0.5^{\circ}C$

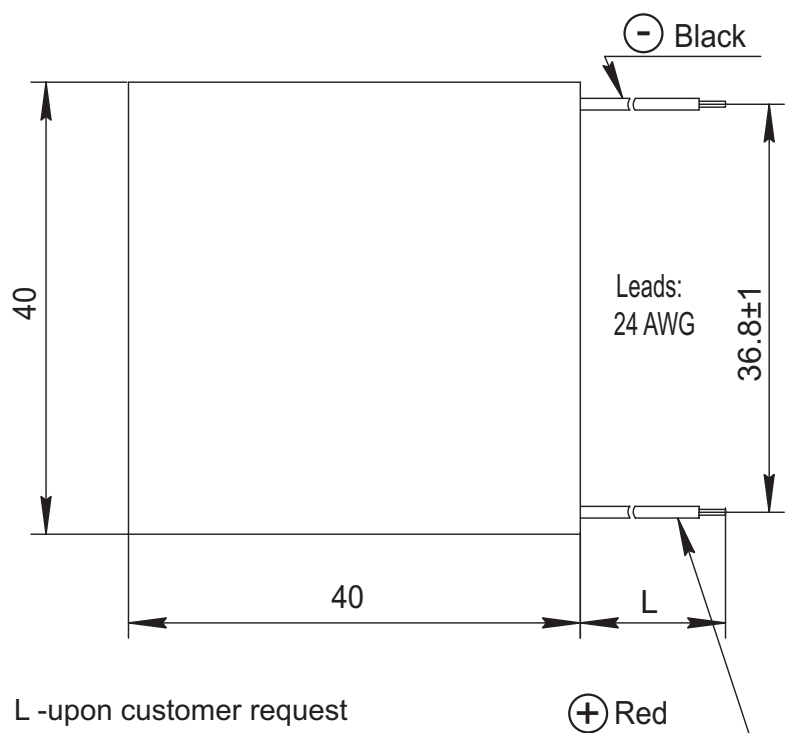
Tolerances for thermal and electrical parameters $\pm 10\%$

Dimensions in millimeters



Options

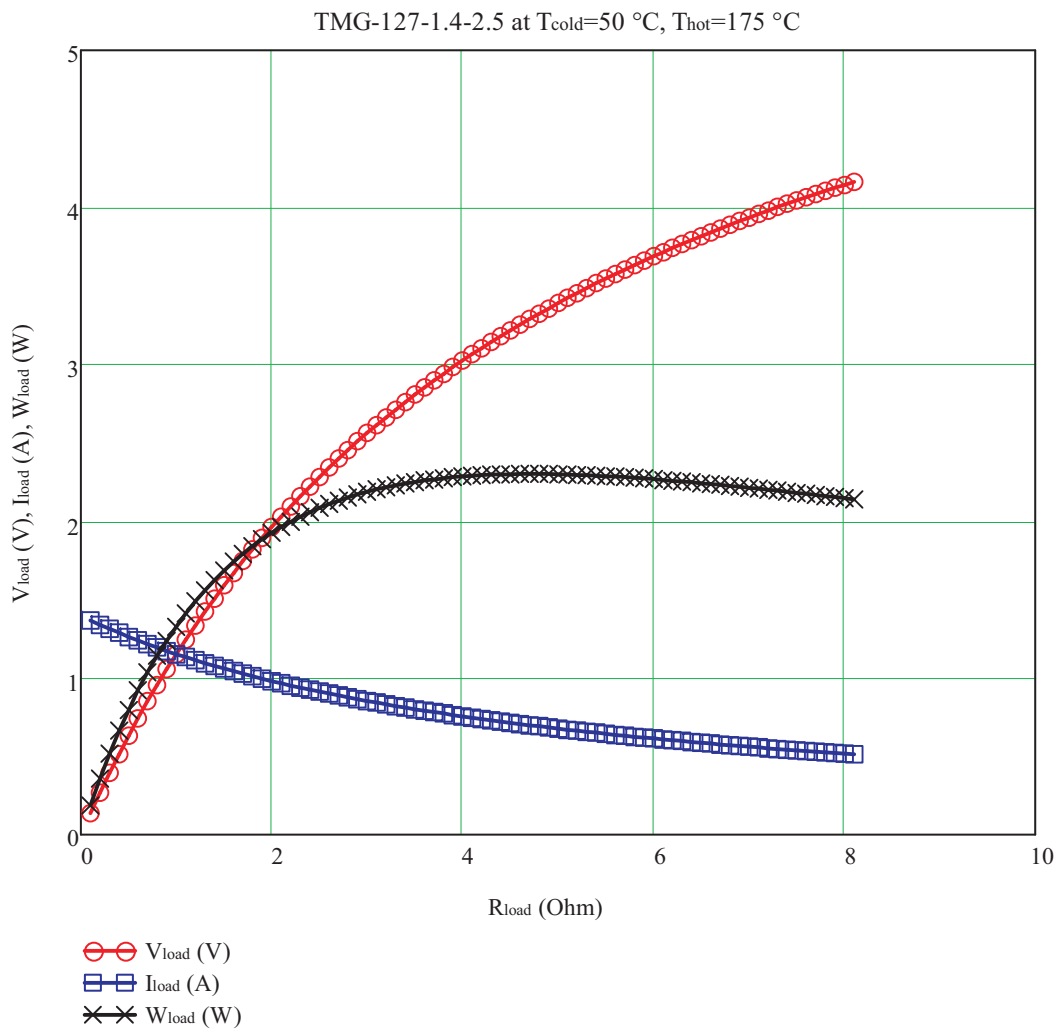
Lead wire insulation	Maximum processing temperature
Silicone	180°C
PTFE	200°C



Additional

- RoHS 2002/95/EC compliant
- Cold Side and Hot Side Ceramics: Al_2O_3 , white 96%
- Assembling Solder : SnSb , M. P. 232 °C ; SnCu , M.P. 227 °C

TMG-127-1.4-2.5 power generating TE module



0.31 W/ $^{\circ}\text{C}$ is a thermal conductance of the module at $T_{\text{cold}}=50\text{ }^{\circ}\text{C}$ and $T_{\text{hot}}=175\text{ }^{\circ}\text{C}$
 $V_{\text{oc}} = 6.6\text{ V}$ is an open circuit voltage,
 R_{load} is a load resistance, Ohm,
 W_{load} is an output power corresponded to load resistance R_{load} , W,
 V_{load} is an output voltage, corresponded to R_{load} , V.