

Thermoelectric module TM - 450-0.8-3.0



Performance Data

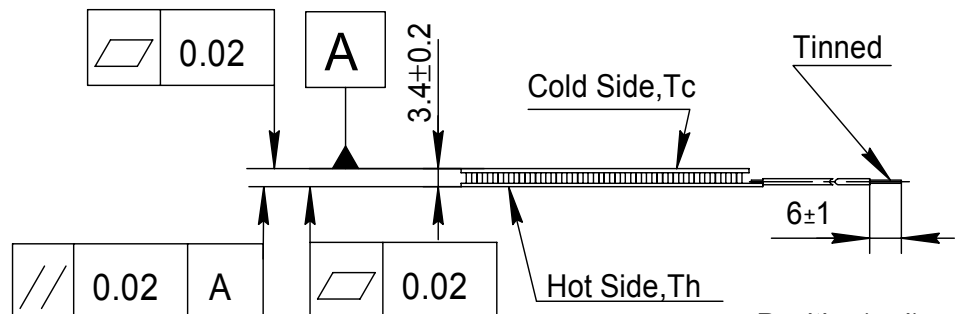
I _{max} (amps)	3.3	$\Delta T = \Delta T_{max}$. $T_h = 25 \pm 0.5$ °C.
V _{max} (volts)	52	$T_h = 25 \pm 0.5$ °C. $\Delta T = \Delta T_{max}$. $I = I_{max} \pm 0.1$ A
ΔT_{max} (°C)	71	$T_h = 25 \pm 0.5$ °C. $I = I_{max} \pm 0.1$ A
Q _{max} (watts)	102	$T_h = T_c = 25 \pm 0.5$ °C. $I = I_{max} \pm 0.1$ A
AC resistance (ohms)	14	25 ± 0.5 °C.

Environment: dry air, N₂

Tolerances for thermal and electrical parameters $\pm 10\%$

Drawing № ND 094.00.00

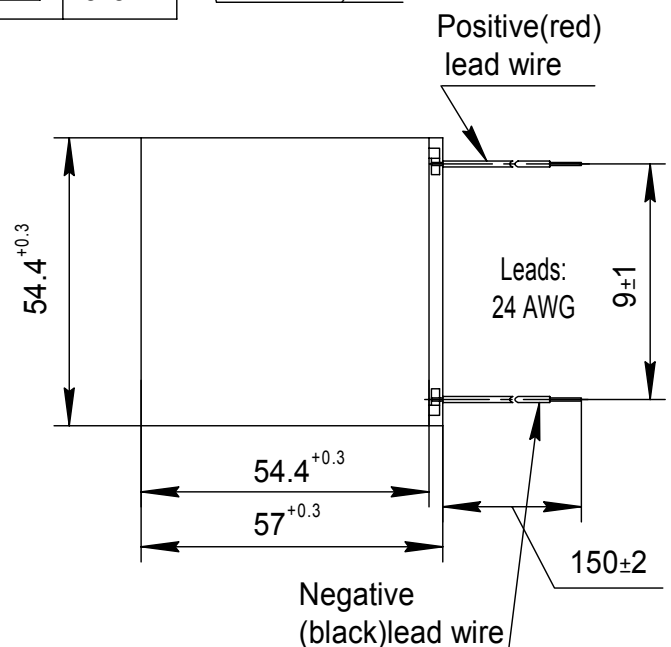
Dimensions in millimeters



Options

Model Number	Description
TM-450-0.8-3.0 M	High reliable version on Cold Side
TM-450-0.8-3.0 MM	High reliable version on Hot Side and Cold Side

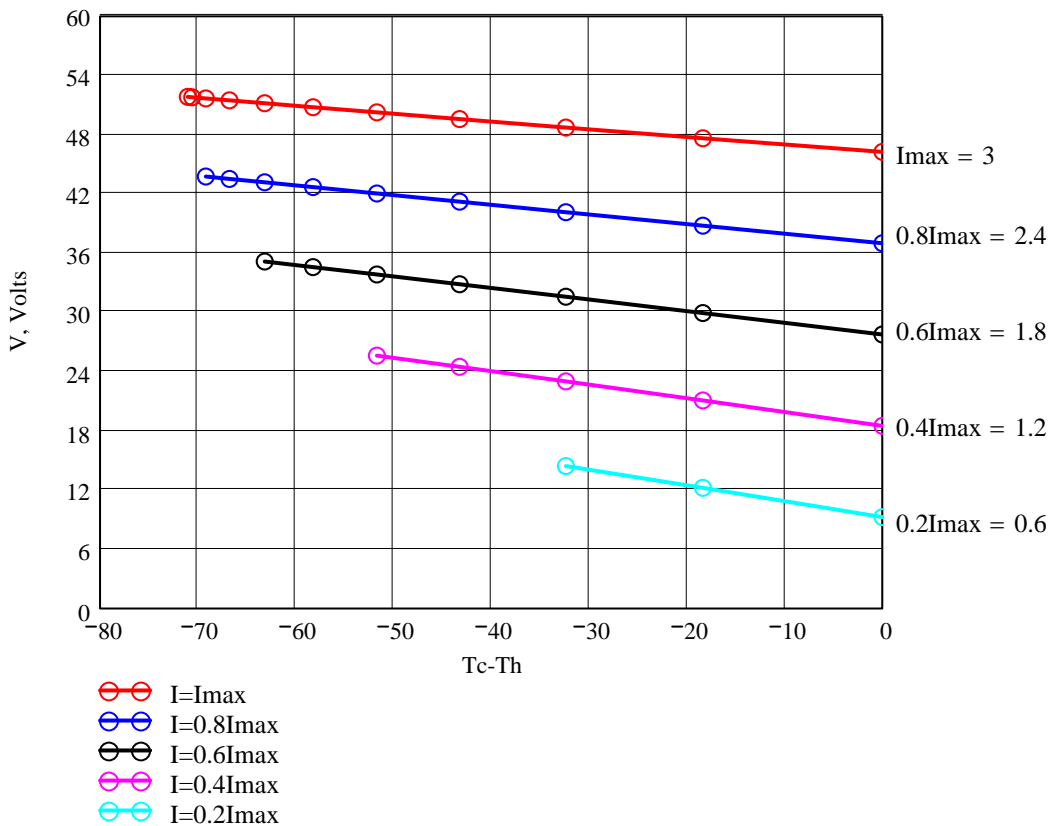
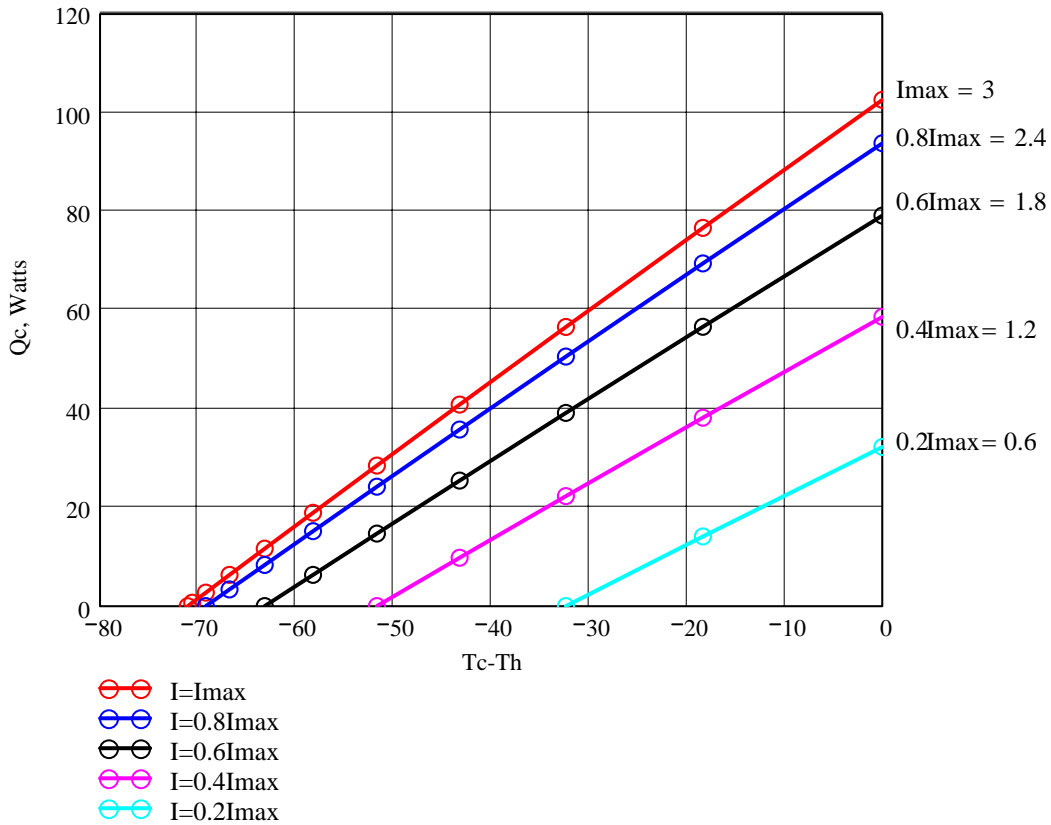
Lead wire insulation	Module maximum processing temperature
PVC	90°C
Silicone	200°C
PTFE	200°C



Additional

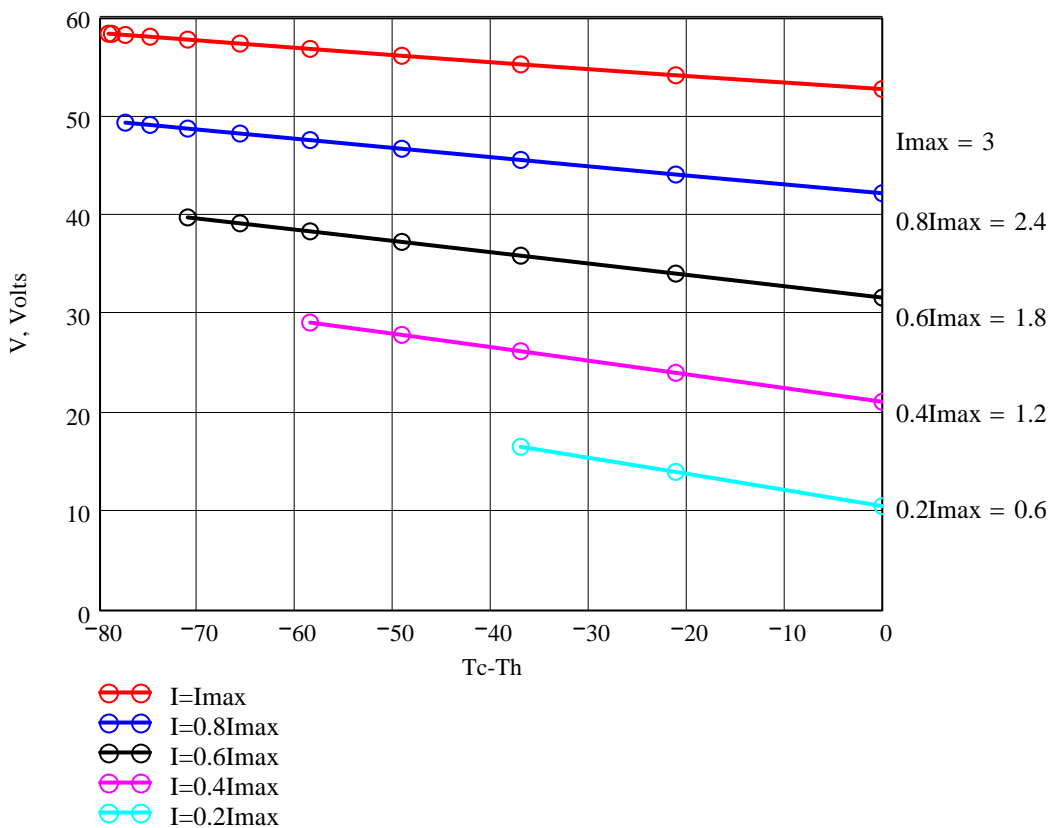
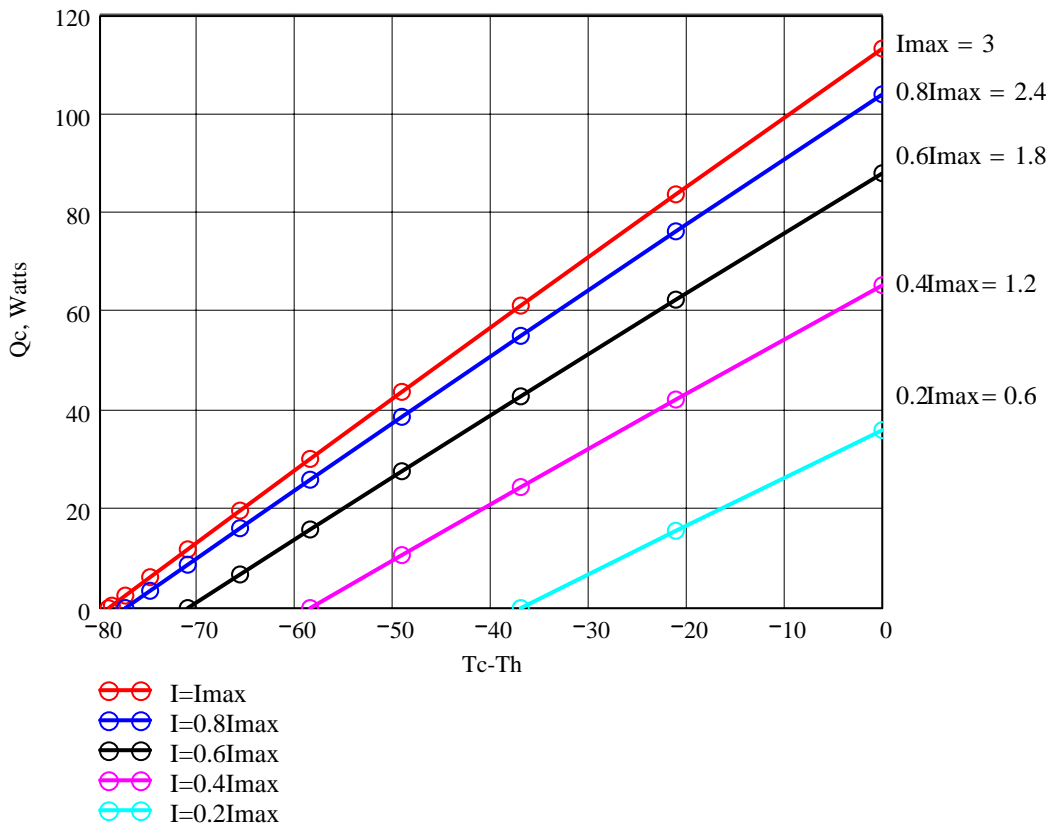
- RoHS 2002/95/EC compliant
- Cold Side and Hot Side Ceramics: Al₂O₃, white 96%
- Assembling Solder: SnSb, M.P. 232 °C ; SnCu M.P. 227 °C

Performance graphs for TM-450-0.8-3.0 modules at $T_h=25\text{ }^\circ\text{C}$
 Environment: dry air, N_2



Q_c -refrigerating capacity at cold side of the module (Watts),
 $\Delta T = T_c - T_h$ - temperature difference between cold and hot sides of the module (°C),
 I - DC current through the modules (Amps)
 V -voltage applied to the module (Volts).

Performance graphs for TM-450-0.8-3.0 modules at $T_h=50\text{ }^\circ\text{C}$
 Environment: dry air, N_2



Q_c - refrigerating capacity at cold side of the module (Watts),
 $\Delta T = T_c - T_h$ - temperature difference between cold and hot sides of the module ($^\circ\text{C}$),
 I - DC current through the modules (Amps)
 V - voltage applied to the module (Volts).