

Thermoelectric module TM - 32-2.0-15.0



Performance Data

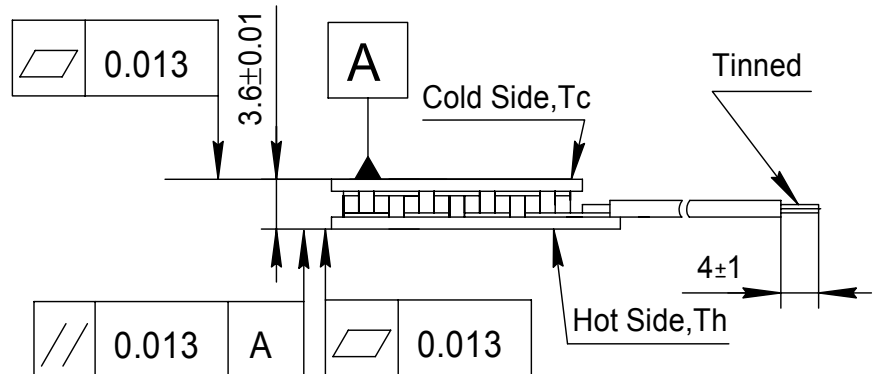
I _{max} (amps)	16	$\Delta T = \Delta T_{max}$. Th = 25 ± 0.5 °C.
V _{max} (volts)	3.7	Th = 25 ± 0.5 °C. $\Delta T = \Delta T_{max}$. I = I _{max} ± 0.1A
ΔT_{max} (°C)	71	Th = 25 ± 0.5 °C. I = I _{max} ± 0.1A
Q _{max} (watts)	35.2	Th = Tc = 25 ± 0.5 °C. I = I _{max} ± 0.1A
AC resistance (ohms)	0.2	25 ± 0.5 °C.

Environment: dry air, N₂

Tolerances for thermal and electrical parameters ± 10%

Drawing № ND 066.00.00

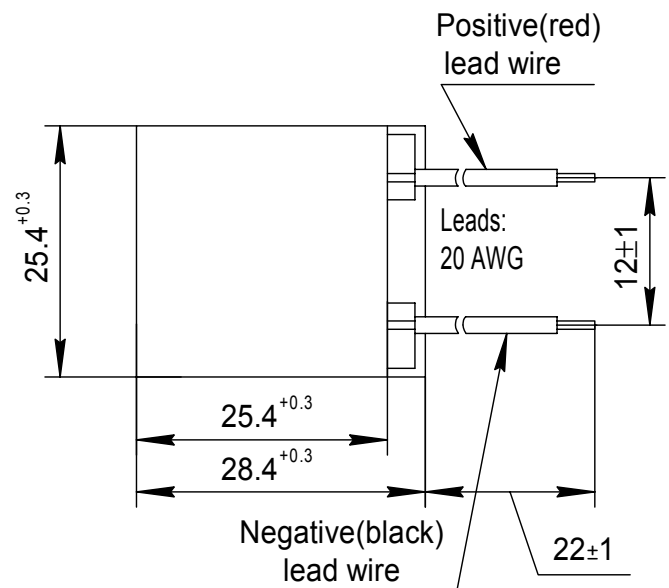
Dimensions in millimeters



Options

Model Number	Description
TM-32-2.0-15.0 M	High reliable version on Cold Side
TM-32-2.0-15.0 MM	High reliable version on Hot Side and Cold Side

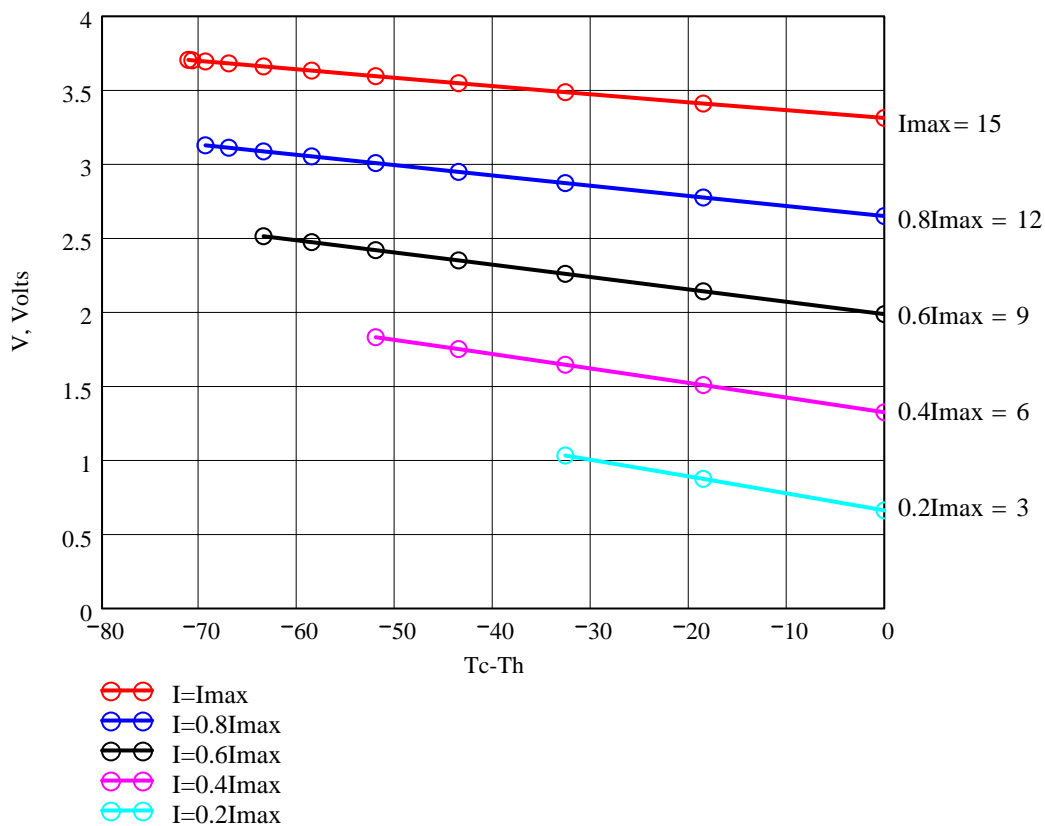
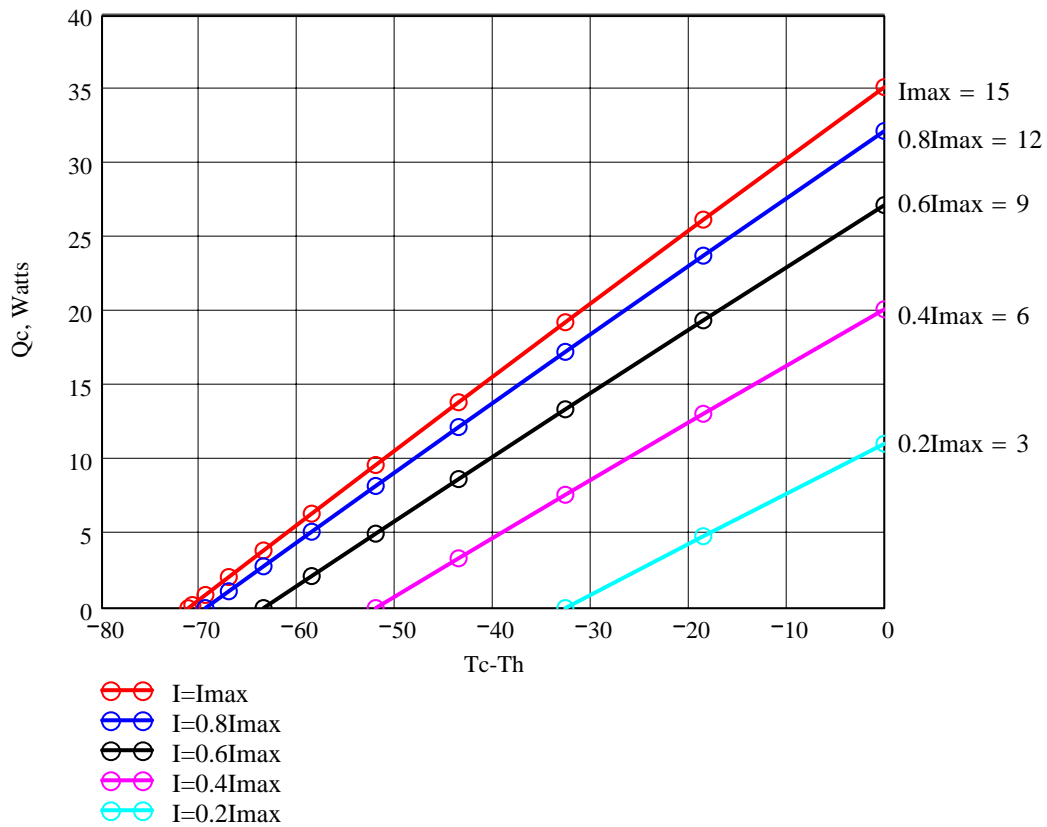
Lead wire insulation	Module maximum processing temperature
PVC	90°C
Silicone	200°C
PTFE	200°C



Additional

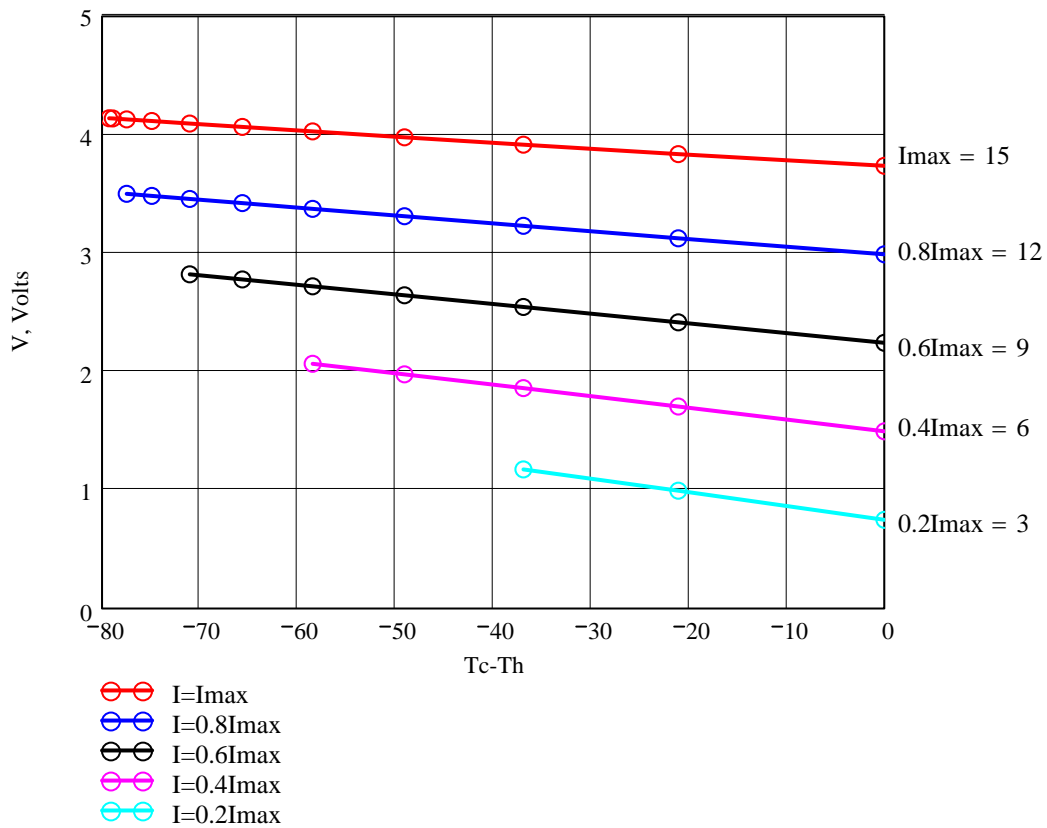
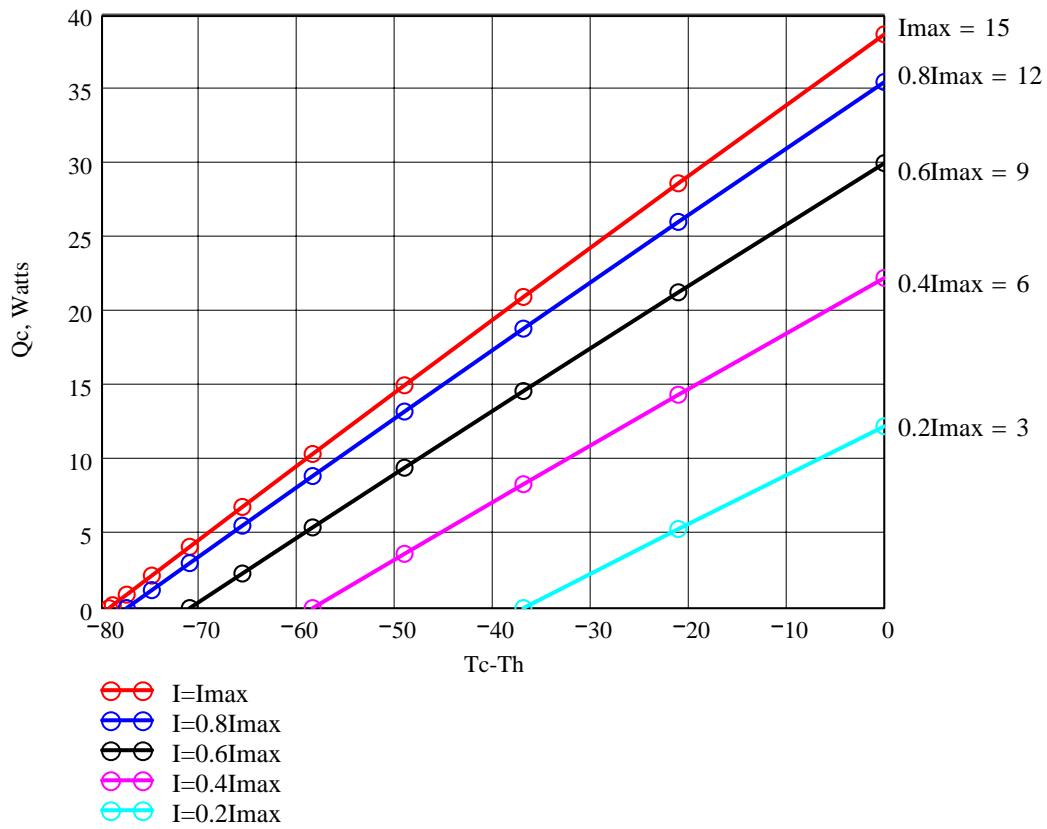
- RoHS 2002/95/EC compliant
- Cold Side and Hot Side Ceramics: Al₂O₃, white 96%
- Assembling Solder: SnSb, M.P. 232 °C ; SnCu M.P. 227 °C

Performance graphs for TM-32-2.0-15.0 modules at Th=25 °C
 Environment: dry air, N₂



Q_c -refrigerating capacity at cold side of the module (Watts),
 ΔT=T_c-T_h - temperature difference between cold and hot sides of the module (°C),
 I - DC current through the modules (Amps)
 V -voltage applied to the module (Volts).

Performance graphs for TM-32-2.0-15.0 modules at Th=50 °C
 Environment: dry air, N₂



Q_c -refrigerating capacity at cold side of the module (Watts),
 ΔT=T_c-T_h - temperature difference between cold and hot sides of the module (°C),
 I - DC current through the modules (Amps)
 V -voltage applied to the module (Volts).