

Thermoelectric module TM - 127-1.0-3.9



Performance Data

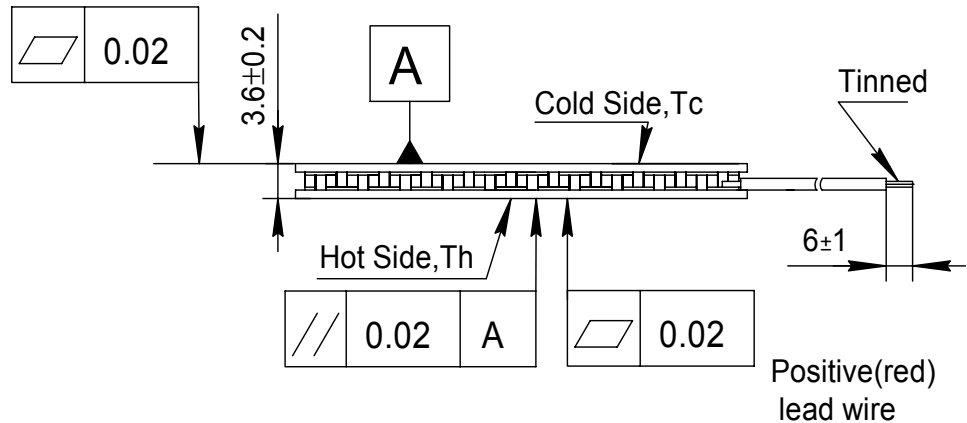
I _{max} (amps)	4.2	$\Delta T = \Delta T_{max}$. $T_h = 25 \pm 0.5$ °C.
V _{max} (volts)	14.6	$T_h = 25 \pm 0.5$ °C. $\Delta T = \Delta T_{max}$. $I = I_{max} \pm 0.1A$
ΔT_{max} (°C)	71	$T_h = 25 \pm 0.5$ °C. $I = I_{max} \pm 0.1A$
Q _{max} (watts)	37	$T_h = T_c = 25 \pm 0.5$ °C. $I = I_{max} \pm 0.1A$
AC resistance (ohms)	3.1	25 ± 0.5 °C.

Environment: dry air, N₂

Tolerances for thermal and electrical parameters $\pm 10\%$

Drawing № ND 051.00.00

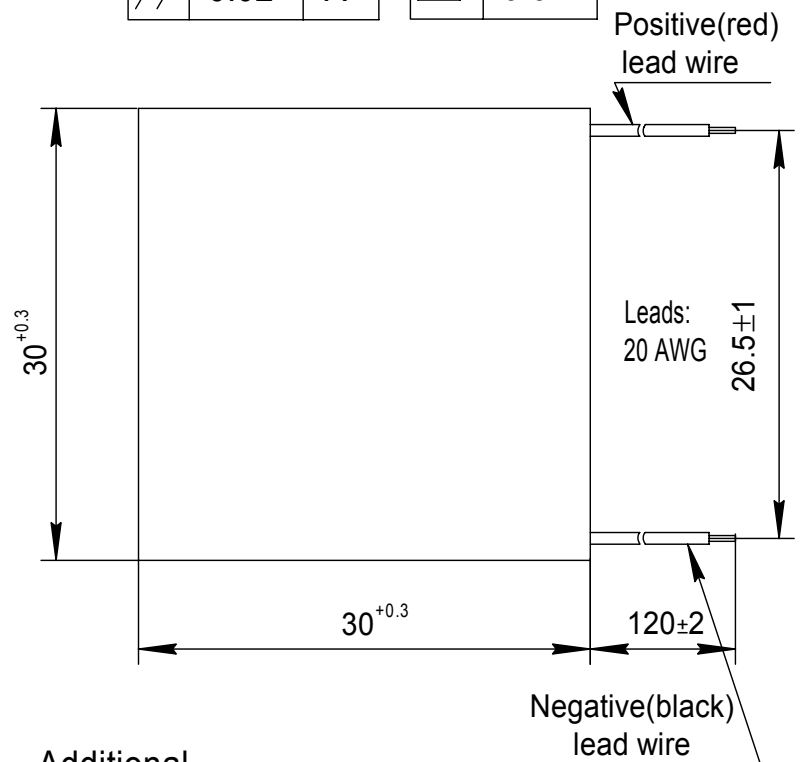
Dimensions in millimeters



Options

Model Number	Description
TM-127-1.0-3.9 M	High reliable version on Cold Side

Lead wire insulation	Module maximum processing temperature
PVC	90°C
Silicone	200°C
PTFE	200°C



Additional

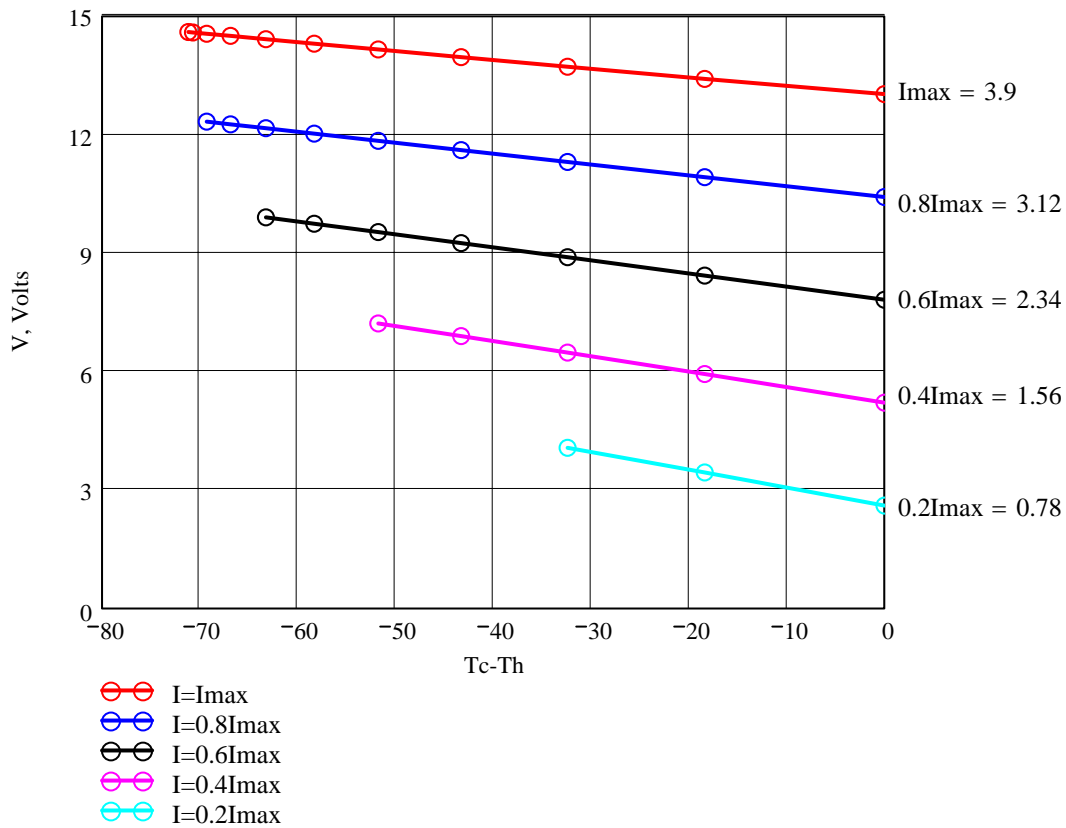
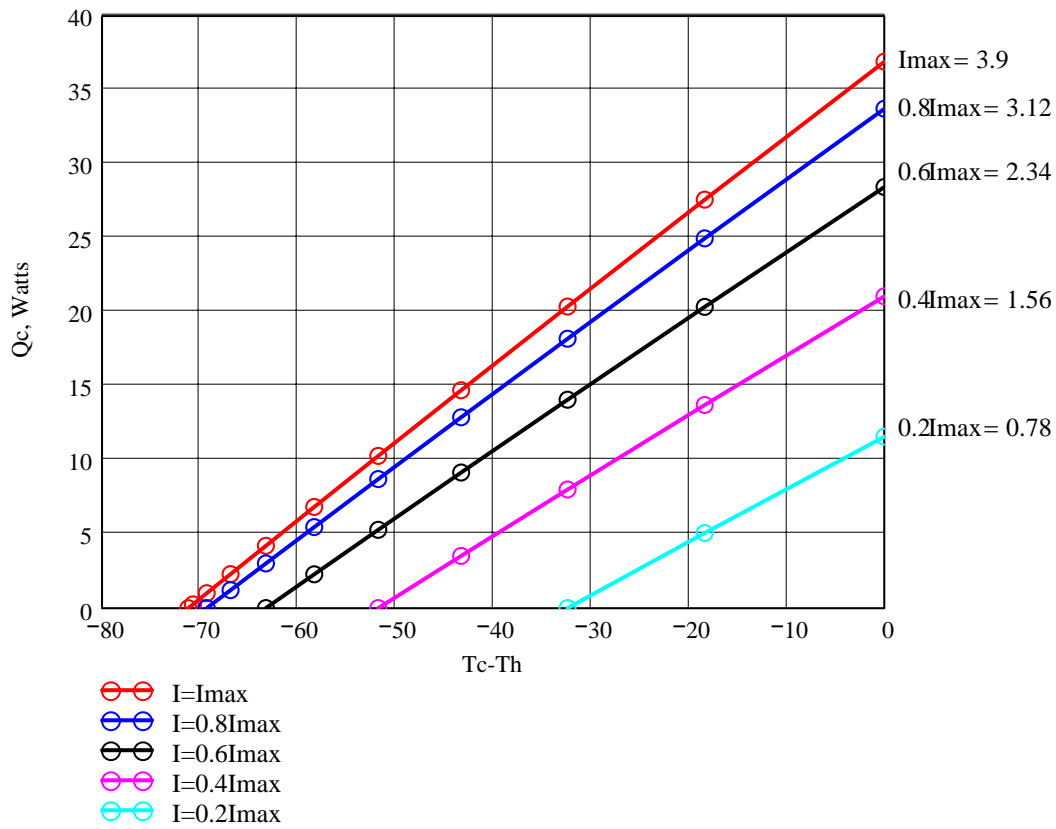
- RoHS 2002/95/EC compliant
- Cold Side and Hot Side Ceramics: Al₂O₃, white 96%
- Assembling Solder: SnSb, M.P. 232 °C ; SnCu M.P. 227 °C

SCTB NORD, 3, Peschany Carrier, 109383 Moscow, Russia;

Tel +7(495)-357-67-71; FAX +7(495)-348-07-00;

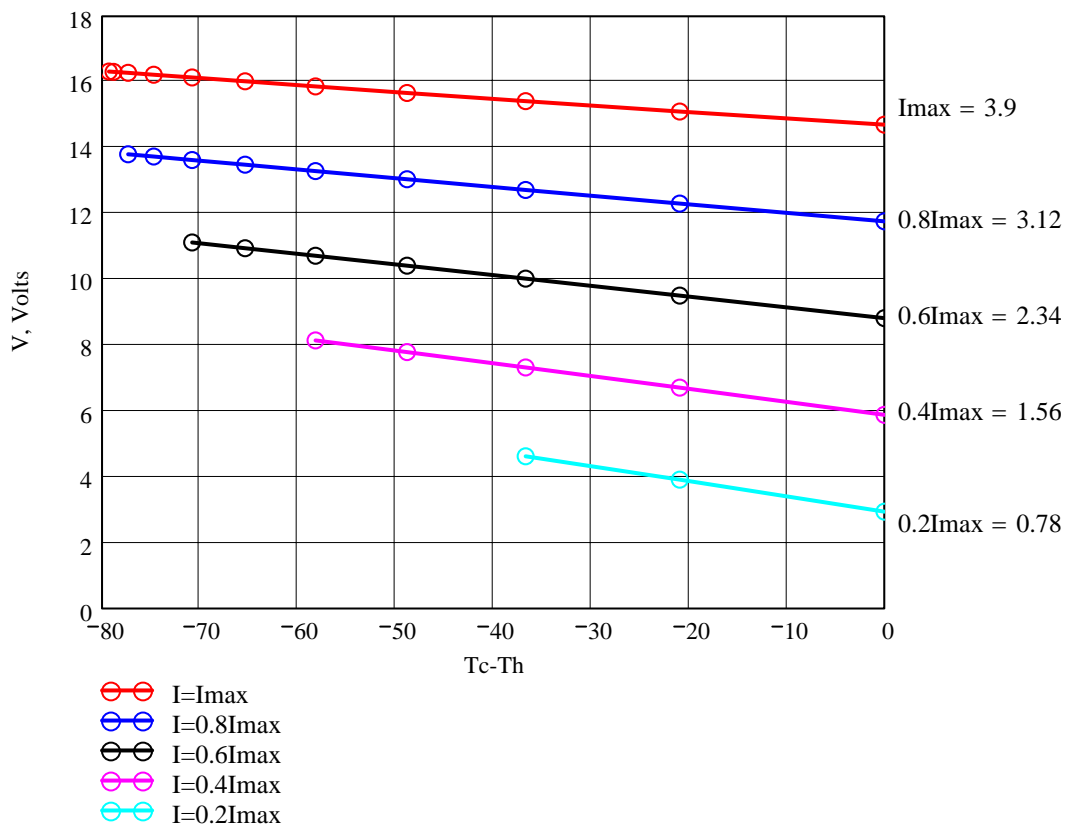
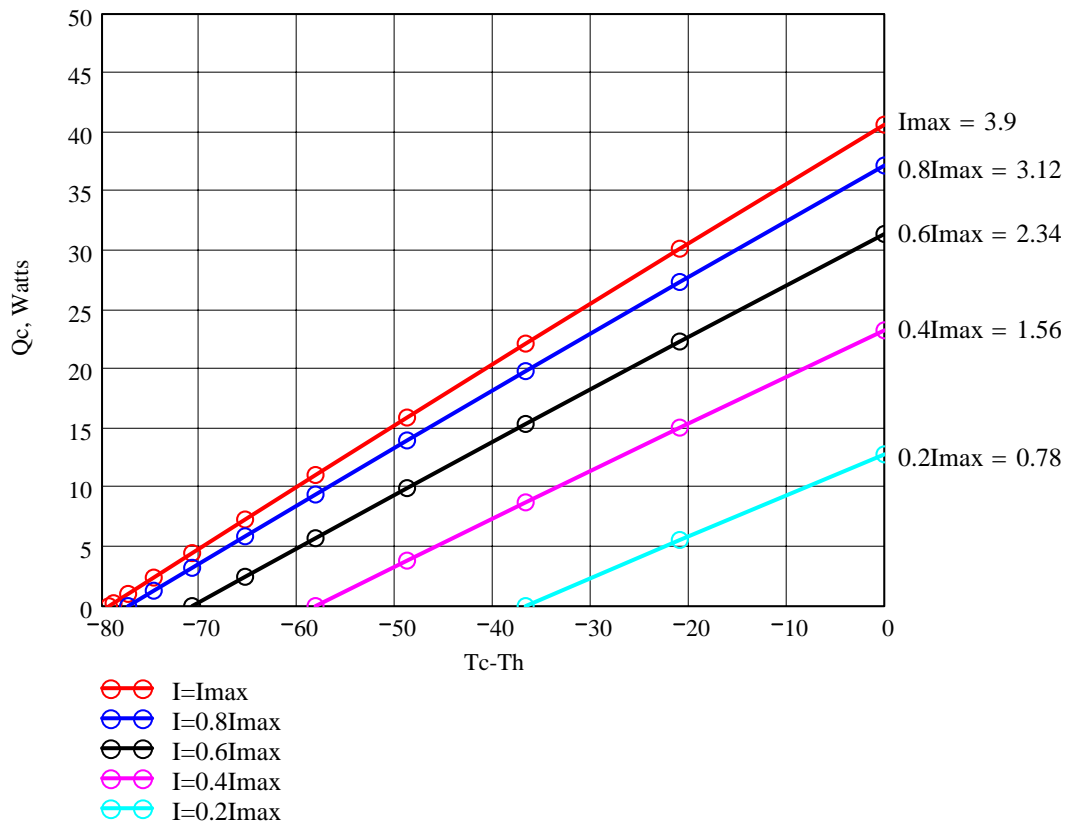
<http://www.sctbnord.com>; e-mail info@sctbnord.com

Performance graphs for TM-127-1.0-3.9 modules at Th=25 °C
 Environment: dry air, N₂



Q_c -refrigerating capacity at cold side of the module (Watts),
 ΔT=T_c-T_h - temperature difference between cold and hot sides of the module (°C),
 I - DC current through the modules (Amps)
 V -voltage applied to the module (Volts).

Performance graphs for TM-127-1.0-3.9 modules at $T_h=50\text{ }^\circ\text{C}$
 Environment: dry air, N_2



Q_c -refrigerating capacity at cold side of the module (Watts),
 $\Delta T = T_c - T_h$ - temperature difference between cold and hot sides of the module (°C),
 I - DC current through the modules (Amps)
 V -voltage applied to the module (Volts).